



**ADVENTURE
FURTHER®**

DITCH MOUNT BRACKET
11-16 GEN 3 FORD F250 & F350
59-00220-01

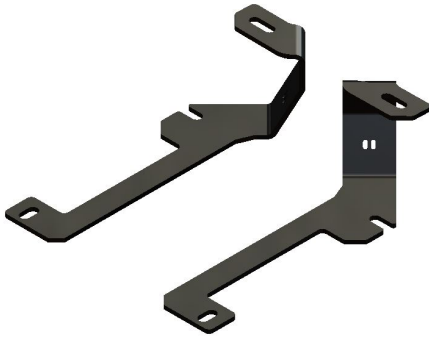
INSTALLATION INSTRUCTIONS

IMPORTANT: Please read all instructions before beginning installation. These guidelines are provided in good faith to help prevent any issues arising from errors during installation. The manufacturer of this product shall not be held responsible for any user actions taken or not taken during installation. There are many details of the installation that are assumed to be general mechanical knowledge to experienced installers; which are not detailed in these instructions. These installation guidelines are intended to serve as professional recommendations and are not as a step-by-step, fail-safe installation checklist. Selection of an experienced installer is the sole responsibility of the project owner.

TOOLS NEEDED:


- 13MM WRENCH OR 3/8" DRIVE SOCKET AND RATCHET
- BLUE PAINTERS TAPE OR SHARPIE

1



OPEN UP THE BOX, AND ENSURE YOU HAVE A DRIVERS AND PASSENGER SIDE BRACKET, ALONG WITH THE NECESSARY TOOLS FOR THE INSTALLATION

2



OPEN UP THE HOOD, AND MAKE A SMALL SHARPIE LINE ON BOTH HINGES; OR OUTLINE THE HINGE WITH BLUE PAINTERS TAPE. THIS WILL AID IN ACTING AS A GUIDE TO ENSURE PROPER REALIGNMENT OF THE HOOD UPON REASSEMBLY

3




ONCE YOU HAVE YOUR ALIGNMENT MARKS, START ON THE DRIVER SIDE BY REMOVING THE FURTHEST MOST FORWARD M8 BOLT. ONCE REMOVED, SLOWLY START BACKING OFF THE FURTHEST REAR BOLT, DO NOT FULLY REMOVE THIS BOLT, YOU WANT JUST ENOUGH SPACE TO SLIDE THE BRACKET INTO PLACE

4



WITH THE BRACKET IN PLACE, GO AHEAD AND SLIDE THE REAR OF THE BRACKET IN PLACE, AND REINSERT THE FURTHEST FORWARD BOLT. SNUG BOTH BOLTS DOWN AND DOUBLE CHECK FOR INTERFERENCE.

5



CUT OFF THE TOP .75 INCHES, WHICH INCLUDES THE ROUND POST FEATURE.

THERE IS A POSSIBILITY THAT YOU MIGHT NEED TO TRIM OFF 3/4" OF A PLASTIC BOSS ON YOUR COWL. AFTER INSTALLING THE DITCH BRACKETS, CLOSE THE HOOD SLOWLY AND CHECK FOR ANY INTERFERENCE.

6



REPEAT THE PROCESS ON THE OPPOSITE SIDE, AND REMEMBER TO ADVENTURE FURTHER!