

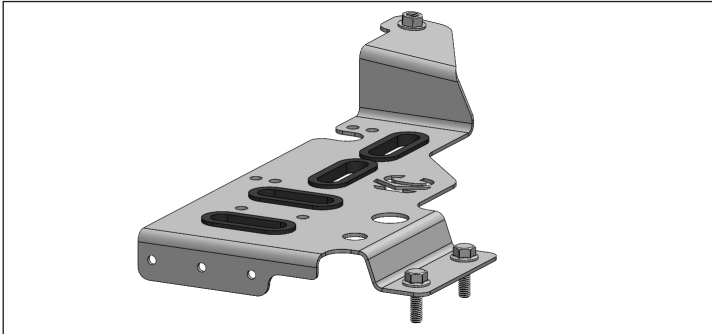


**ADVENTURE
FURTHER®**

**ENGINE TRAY MOUNT
18+ JEEP JL WRANGLER 3.6L, JT GLADIATOR 3.6L
#0356 | 59-00197-01**

INSTALLATION INSTRUCTIONS

IMPORTANT: Please read all instructions before beginning installation. These guidelines are provided in good faith to help prevent any issues arising from errors during installation. The manufacturer of this product shall not be held responsible for any user actions taken or not taken during installation. There are many details of the installation that are assumed to be general mechanical knowledge to experienced installers; which are not detailed in these instructions. These installation guidelines are intended to serve as professional recommendations and are not as a step-by-step, fail-safe installation checklist. Selection of an experienced installer is the sole responsibility of the project owner.




BRACKET INSTALLATION



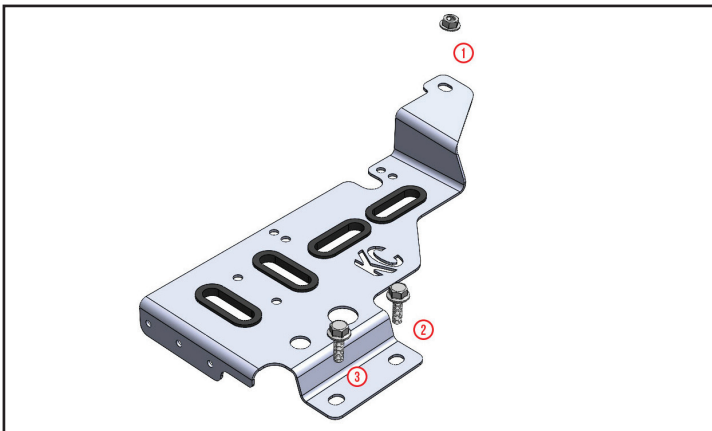
IT'S RECOMMENDED TO DETERMINE THE WIRE TERMINATION LENGTHS, AS WELL AS PRE-INSTALL ANY FUSE BLOCKS, JUNCTION POST, OR SWITCHES BEFORE FINAL INSTALLATION.

PREP INSTRUCTIONS

TOOLS NEEDED:
SOCKET SET



LOCATE THE 3 MOUNTING POINTS ALONG THE DRIVER-SIDE FIREWALL AND FENDER.
#1 (OPEN STUD), #2 (FENDER SCREW), AND #3 (OPEN FENDER POSITION)



WITH THE O-RING PRE-INSTALLED, USE THE SUPPLIED HARDWARE FOR FINAL INSTALLATION.
1) M6 FLANGE NUT FOR THE #1 (OPEN STUD), 2) M6 FLANGE BOLT (OR RE-USE OEM FLANGE SCREW) #2 (FENDER SCREW), AND 3) M6 FLANGE BOLT FOR #3 (OPEN FENDER POSITION).

