




**ADVENTURE
FURTHER[®]**

**6-LIGHT PRO6 OVERHEAD MOUNT
22+ POLARIS RZR PRO-R
#91343**


INSTALLATION INSTRUCTIONS

IMPORTANT: Please read all instructions before beginning installation. These guidelines are provided in good faith to help prevent any issues arising from errors during installation. The manufacturer of this product shall not be held responsible for any user actions taken or not taken during installation. There are many details of the installation that are assumed to be general mechanical knowledge to experienced installers; which are not detailed in these instructions. These installation guidelines are intended to serve as professional recommendations and are not as a step-by-step, fail-safe installation checklist. Selection of an experienced installer is the sole responsibility of the project owner.




ASSEMBLY INSTRUCTIONS

TOOLS NEEDED:
TORX BITS



LOCATE AND REMOVE THE FRONT 4X M6 TORX TRUSS SCREWS AND WASHERS.



USING THE FACTORY M6 TORX TRUSS SCREW, SECURELY FASTEN THE OVERHEAD BRACKETS. ****TORQUE THE TORX TRUSS SCREWS TO 11 FT-LBS [15 N-M]****

LIGHT INSTALLATION INSTRUCTIONS

TOOLS NEEDED:
METRIC SOCKET SET

